

La seguente guida di stampa è stata realizzata per il vostro graphic designer. Non è tuttavia necessario disporre di un graphic designer, perché Flashbay sarà lieta di impaginare la vostra grafica e/o il testo che potete inviare per e-mail all'account manager di Flashbay. Dopo aver inviato la vostra grafica a Flashbay, riceverete un PDF virtuale per la revisione. In seguito possiamo apportare le eventuali modifiche da voi richieste.

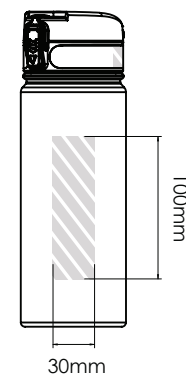
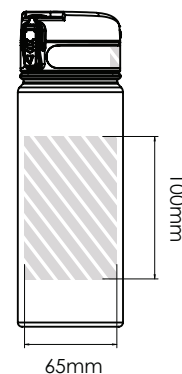
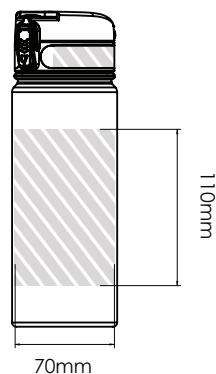
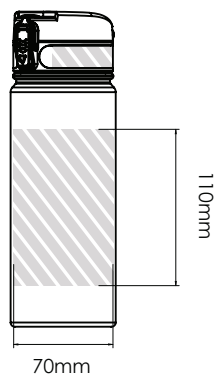
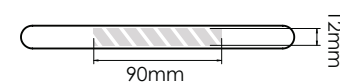
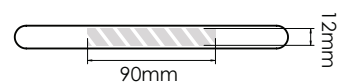

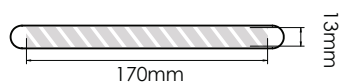
## Serigrafia

## Stampa Fotografica

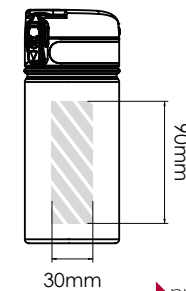
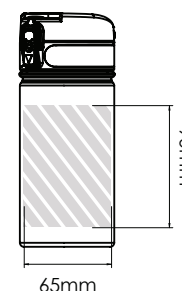
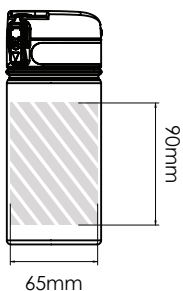
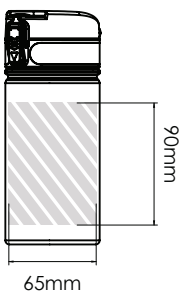
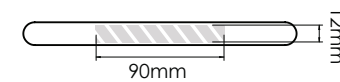
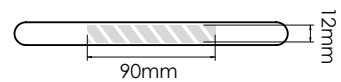

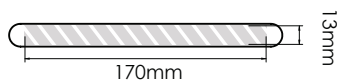
## Incisione Laser

## Nome Individuale

Aqualok Metal  
750ml



Aqualok Metal  
500ml



Area di stampa definita

### Specifiche di stampa:

- ▶ modalità colore CMYK
- ▶ preferibilmente file vettoriali
- ▶ 300dpi per raster