

La seguente guida di stampa è stata realizzata per il vostro graphic designer. Non è tuttavia necessario disporre di un graphic designer, perché Flashbay sarà lieta di impaginare la vostra grafica e/o il testo che potete inviare per e-mail all'account manager di Flashbay. Dopo aver inviato la vostra grafica a Flashbay, riceverete un PDF virtuale per la revisione. In seguito possiamo apportare le eventuali modifiche da voi richieste.

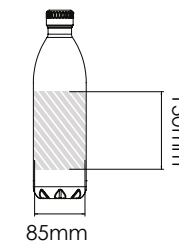
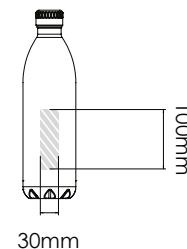
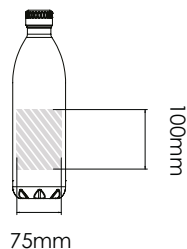
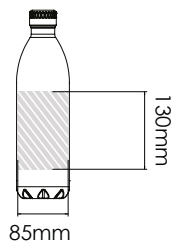
Serigrafia

Incisione Laser

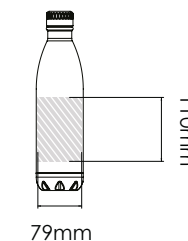
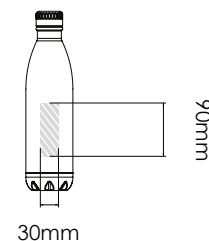
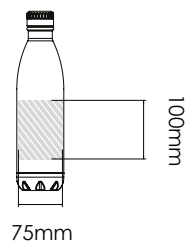
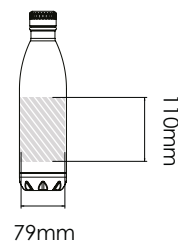
Nome Individuale

Stampa Fotografica

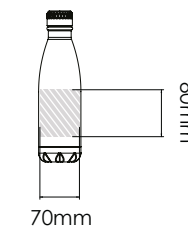
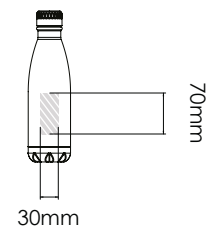
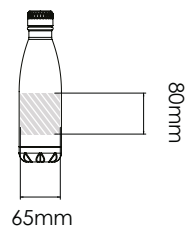
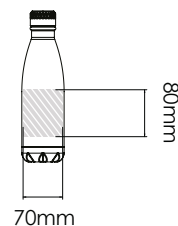
Nova 1000



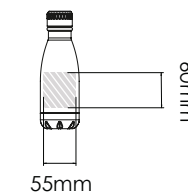
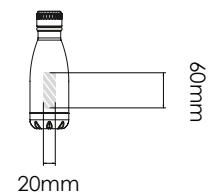
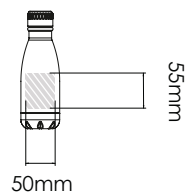
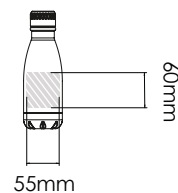
Nova 750



Nova 500



Nova 260



Area di stampa definita

Specifiche di stampa:

- ▶ modalità colore CMYK
- ▶ preferibilmente file vettoriali
- ▶ 300dpi per raster